

**ADMINISTRAȚIA PUBLICĂ LOCALĂ  
MUNICIPIUL BAIA MARE**

DIRECȚIA ECONOMICĂ / DIRECȚIA CHELTUIELI  
SERVICIUL CONTABILITATE PUBLICĂ

Str. Gheorghe Șincai 37  
430311, Baia Mare, România  
Telefon: +40 262 213 824

Fax: +40 262 212 332  
Email: primar@baiamare.ro  
Siteweb: www.baiamare.ro

Nr. 21798 / 07.08.2015

**Catre: Ministerul Finantelor Publice**

Directia Generala de Trezorerie si Datorie Publica  
Str. Apolodor Nr 17 Cod 050741  
Sector 5, Bucuresti

Alaturat va inaintam ANEXELE 3 privind SITUATIA finantarii rambursabila contractata direct, fara garantia statului sau garantata de unitatea administrativ-teritoriala conform OUG 64 / 2007 pentru urmatoarele contracte de credit:

- CREDIT BCR 2005
- CREDIT BCR 2009
- CREDIT CEC 2013
- SC VITAL SA BAIA MARE

Cătălin Cherecheș  
Primarul Municipiului Baia Mare



Carmen Pop  
Director Economic

### SITUATIA

privind finantarea rambursabila contractata direct,fara garantia statului  
sau garantata de unitatea administrativ-teritoriala la data de 31.07.2015

1. Nr.si data semnare contract/acord : 298/19.05.2005
2. Data intrare in vigoare :19.05.2005
3. Nr.si data semnare act(e) additional(e) la contract/acord: 298A /11.10.2005, 298B/ 29.12.2005, 298C/ 27.12.2006, 298D/23.11.2007.
4. Nr.si data semnare contract/acord de garantare : 298/19.05.2005
5. Data intrare in vigoare : 19.05.2005
6. Nr. si data semnare act(e) additional(e) la contract/acord: -
7. Unitate administrativ-teritoriala imprumutat/garanta...PRIMARIA MUNICIPIULUI BAIA MARE
8. Adresa completa, telefon/fax, e-mail : Baia Mare, str. Gh. Sincai nr. 37, tel. 211001
9. Persoana imputernicita CATALIN CHERECHES – primar si  
CARMEN POP director general economic
10. Garantat : PRIMARIA BAIA MARE
11. Finantator :....BANCA COMERCIALA ROMANA SA BAIA MARE
12. Destinatie rambursabila : FINANTAREA INVESTITIILOR PUBLICE DE INTERES LOCAL
13. Valoarea finantare( in valuta de contract )...50.000.000 LEI RON
14. Durata finantare ( in luni , de la-pana la ) : 19.06.2005 - 15.01.2007....., din care :
  - perioada de gratie .....36 LUNI
  - perioada de rambursare ..... 30.06.2008- 18.05.2023
15. Trageri/ utilizari din finantare:

| Tragere       |                                       | Plati catre contractori |                    |
|---------------|---------------------------------------|-------------------------|--------------------|
| Data tragerii | Suma trasa<br>(in valuta de contract) | Data platii             | Suma platita (lei) |
| 23.05.2005    | 1,300,000.00                          | 25.05.2005              | 1,300,000.00       |
| 09.06.2005    | 2,167,559.50                          | 10.06.2005              | 2,069,594.95       |
|               |                                       | 13.06.2005              | 97,154.55          |
|               |                                       | 14.06.2005              | 810.00             |
| 18.07.2005    | 1,093,486.79                          | 21.07.2005              | 1,093,486.79       |
| 02.08.2005    | 1,341,702.30                          | 03.08.2005              | 1,341,702.30       |
| 03.08.2005    | 17,405.72                             | 05.08.2005              | 17,405.72          |
| 08.08.2005    | 1,357,381.52                          | 09.08.2005              | 1,357,381.52       |
| 08.09.2005    | 2,333,535.91                          | 09.09.2005              | 545,229.73         |
|               |                                       | 12.09.2005              | 1,788,102.38       |
|               |                                       | 13.09.2005              | 203.80             |
| 19.09.2005    | 8,037,000.00                          | 21.09.2005              | 8,037,000.00       |
| 07.10.2005    | 2,341,995.28                          | 08.10.2005              | 2,341,995.28       |
| 18.10.2005    | 1,286,128.15                          | 19.10.2005              | 1,286,128.15       |
| 14.11.2005    | 1,339,859.46                          | 15.11.2005              | 1,339,859.46       |
| 17.11.2005    | 803,353.35                            | 18.11.2005              | 803,353.35         |
| 06.12.2005    | 690,657.86                            | 07.12.2005              | 690,657.86         |
| 14.12.2005    | 1,219,981.69                          | 15.12.2005              | 1,219,981.69       |
| 21.12.2005    | 278,805.21                            | 22.12.2005              | 278,805.21         |
| 23.12.2005    | 131,484.25                            | 23.12.2005              | 131,484.25         |
| 07.03.2006    | 758,987.38                            | 07.03.2006              | 758,987.38         |
| 03.05.2006    | 255,984.08                            | 04.05.2006              | 255,984.08         |
| 23.05.2006    | 90,162.71                             | 24.05.2006              | 90,162.71          |
| 19.06.2006    | 1,000,797.84                          | 20.06.2006              | 1,000,797.84       |
| 03.07.2006    | 372,038.45                            | 04.07.2006              | 372,038.45         |
| Total pag.1   | 28,218,307.45                         |                         | 28,218,307.45      |

|                 |               |            |               |
|-----------------|---------------|------------|---------------|
| 20.07.2006      | 980,894.32    | 21.07.2006 | 980,894.32    |
| 03.08.2006      | 453,898.31    | 04.08.2006 | 453,898.31    |
| 22.08.2006      | 1,385,974.89  | 23.08.2006 | 1,385,974.89  |
| 11.09.2006      | 1,053,677.51  | 12.09.2006 | 1,053,677.51  |
| 19.09.2006      | 1,057,659.09  | 20.09.2006 | 1,057,659.09  |
| 22.09.2006      | 1,290,569.63  | 25.09.2006 | 1,290,569.63  |
| 12.10.2006      | 1,315,946.97  | 13.10.2006 | 1,315,946.97  |
| 25.10.2006      | 510,670.60    | 25.10.2006 | 510,670.60    |
| 10.11.2006      | 1,488,950.13  | 11.11.2006 | 1,488,950.13  |
| 23.11.2006      | 341,632.33    | 24.11.2006 | 341,632.33    |
| 24.11.2006      | 230,408.82    | 27.11.2006 | 230,408.82    |
| 30.11.2006      | 613,221.58    | 04.12.2006 | 613,221.58    |
| 18.12.2006      | 55,228.44     | 19.12.2006 | 55,228.44     |
| 20.02.2007      | 205,483.42    | 21.02.2007 | 205,483.42    |
| 06.03.2007      | 288,923.36    | 07.03.2007 | 288,923.36    |
| 03.04.2007      | 111,653.83    | 04.04.2007 | 111,653.83    |
| 20.04.2007      | 219,468.48    | 20.04.2007 | 219,468.48    |
| 17.05.2007      | 402,608.13    | 18.05.2007 | 402,608.13    |
| 25.05.2007      | 661,858.26    | 28.05.2007 | 661,858.26    |
| 08.06.2007      | 1,243,459.34  | 11.06.2007 | 1,243,459.34  |
| 13.07.2007      | 904,784.86    | 16.07.2007 | 904,784.86    |
| 20.07.2007      | 545,412.55    | 23.07.2007 | 545,412.55    |
| 22.08.2007      | 484,964.20    | 23.08.2007 | 484,964.20    |
| 22.08.2007      | 316,293.07    | 23.08.2007 | 316,293.07    |
| 24.09.2007      | 471,470.22    | 25.09.2007 | 471,470.22    |
| 26.10.2007      | 242,490.96    | 29.10.2007 | 242,490.96    |
| 06.11.2007      | 768,326.26    | 08.11.2007 | 768,326.26    |
| 09.11.2007      | 1,075,262.99  | 12.11.2007 | 1,075,262.99  |
| 23.11.2007      | 809,982.29    | 26.11.2007 | 809,982.29    |
| 14.12.2007      | 1,532,040.85  | 18.12.2007 | 1,532,040.85  |
| 23.12.2007      | 718,476.86    | 20.12.2007 | 718,476.86    |
| TOTAL PAG.2     | 21,781,692.55 |            | 21,781,692.55 |
| Total cumulativ | 50,000,000.00 |            | 50,000,000.00 |

16. Estimari trageri/utilizari din finantare:

| Perioada               | Estimare suma trasa (in val) | Estimare suma platita (lei) |
|------------------------|------------------------------|-----------------------------|
| trimestrul.... anul... |                              |                             |
| Total                  |                              |                             |

17. Plati efectuate la scadenta ( cumulativ ):

| Rate de capital |         |         | Dobanzi           |                   |         | Comisioane        |                  |         |
|-----------------|---------|---------|-------------------|-------------------|---------|-------------------|------------------|---------|
| Data            | Valoare | Procent | Data              | Valoarea          | Procent | Data              | Valoarea         | Procent |
|                 |         |         | 0                 | 0.00              |         | 23.05.2005        | 4,722.30         |         |
|                 |         |         | 07.06.2005        | 3,367.00          |         | 30.06.2005        | 7,611.06         |         |
|                 |         |         | 06.07.2005        | 24,946.39         |         | 25.07.2005        | 3,851.80         |         |
|                 |         |         | 07.08.2005        | 35,340.02         |         | 31.08.2005        | 9,446.80         |         |
|                 |         |         | 06.09.2005        | 61,902.37         |         | 30.09.2005        | 36,296.88        |         |
|                 |         |         | 07.10.2005        | 106,643.32        |         | 07.10.2005        | 12,759.70        |         |
|                 |         |         | 07.11.2005        | 180,510.84        |         | 07.11.2005        | 7,571.84         |         |
|                 |         |         | 07.12.2005        | 174,351.73        |         | 07.12.2010        | 8,279.90         |         |
|                 |         |         | <b>total 2005</b> | <b>587,061.67</b> |         | <b>total 2005</b> | <b>90,540.28</b> |         |
|                 |         |         | 07.01.2006        | 139,700.41        |         | 07.01.2006        | 0.00             |         |
|                 |         |         | 03.02.2006        | 145,386.48        |         | 03.02.2006        | 9.00             |         |
|                 |         |         | 06.03.2006        | 139,827.23        |         | 06.03.2006        | 2,690.06         |         |
|                 |         |         | 05.04.2006        | 196,307.36        |         | 30.04.2006        | -354.20          |         |
|                 |         |         | 04.05.2006        | 191,126.00        |         | 31.05.2006        | 1,263.24         |         |
|                 |         |         | 05.06.2006        | 201,691.84        |         | 30.06.2006        | 3,527.98         |         |
|                 |         |         | 05.07.2006        | 204,002.85        |         | 31.07.2006        | 4,795.67         |         |

|                   |                  |  |                   |                     |  |                   |                  |
|-------------------|------------------|--|-------------------|---------------------|--|-------------------|------------------|
|                   |                  |  | 03.08.2006        | 227,121.76          |  | 31.08.2006        | 4,850.22         |
|                   |                  |  | 06.09.2006        | 255,385.60          |  | 30.09.2006        | 13,595.70        |
|                   |                  |  | 05.10.2006        | 305,037.13          |  | 31.10.2006        | 6,444.44         |
|                   |                  |  | 03.11.2006        | 353,261.50          |  | 30.11.2006        | 7,300.76         |
|                   |                  |  | 03.12.2006        | 357,961.63          |  | 31.12.2006        | 2,380.31         |
|                   |                  |  | <b>total 2006</b> | <b>2,716,809.79</b> |  | <b>total 2006</b> | <b>46,503.18</b> |
|                   |                  |  | 05.01.2007        | 359,370.88          |  | 31.01.2007        | 11.25            |
|                   |                  |  | 05.02.2007        | 359,188.47          |  | 28.02.2007        | 751.18           |
|                   |                  |  | 02.03.2007        | 312,874.54          |  | 31.03.2007        | 1,045.31         |
|                   |                  |  | 03.04.2007        | 301,447.79          |  | 30.04.2007        | 1,214.29         |
|                   |                  |  | 07.05.2007        | 326,729.63          |  | 31.05.2007        | 3,785.36         |
|                   |                  |  | 08.06.2007        | 343,094.91          |  | 30.06.2007        | 4,361.61         |
|                   |                  |  | 04.07.2007        | 349,192.62          |  | 31.07.2007        | 3,224.60         |
|                   |                  |  | 03.08.2007        | 369,937.74          |  | 31.08.2007        | 4,770.96         |
|                   |                  |  | 05.09.2007        | 364,034.36          |  | 30.09.2007        | 1,686.57         |
|                   |                  |  | 04.10.2007        | 324,420.54          |  | 31.10.2007        | 885.23           |
|                   |                  |  | 05.11.2007        | 338,311.69          |  | 30.11.2007        | 9,367.07         |
|                   |                  |  | 07.12.2007        | 347,767.84          |  | 31.12.2007        | 7,938.01         |
|                   |                  |  | <b>total 2007</b> | <b>4,096,371.01</b> |  | <b>total 2007</b> | <b>39,041.44</b> |
|                   |                  |  | 07.01.2008        | 396,355.67          |  | 23.01.2008        | -31.54           |
|                   |                  |  | 08.02.2008        | 404,937.50          |  | 23.02.2008        | 6.56             |
|                   |                  |  | 10.03.2008        | 393,597.22          |  | 23.03.2008        | 7.34             |
|                   |                  |  | 07.04.2008        | 469,736.11          |  | 23.04.2008        | 5.20             |
|                   |                  |  | 07.05.2008        | 454,583.33          |  | 23.05.2008        | 11.83            |
| 30.06.2008        | 275,000          |  | 06.06.2008        | 502,986.11          |  | 27.06.2009        | 36.49            |
| 31.07.2008        | 275,000          |  | 07.07.2008        | 565,313.01          |  | 28.07.2008        | 5.49             |
| 29.08.2008        | 275,000          |  | 07.08.2008        | 580,946.78          |  | 27.08.2008        | 9.20             |
| 30.09.2008        | 275,000          |  | 08.09.2008        | 576,538.84          |  | 24.09.2008        | 16.66            |
| 31.10.2008        | 275,000          |  | 07.10.2008        | 552,705.91          |  | 24.10.2008        | 12.26            |
| 28.11.2008        | 275,000          |  | 07.11.2008        | 567,938.37          |  | 25.11.2008        | 16.07            |
| 30.12.2008        | 275,000          |  | 08.12.2008        | 591,226.59          |  | 29.12.2008        | 23.78            |
| <b>total 2008</b> | <b>1,925,000</b> |  | <b>total 2009</b> | <b>6,056,865.44</b> |  | <b>total 2008</b> | <b>119.34</b>    |
| 30.01.2009        | 275,000          |  | 07.01.2009        | 734,926.16          |  | 23.01.2009        | 29.39            |
| 27.02.2009        | 275,000          |  | 01.02.2009        | 730,610.49          |  | 23.02.2009        | 26.62            |
| 31.03.2009        | 275,000          |  | 07.03.2009        | 647,595.95          |  | 23.03.2009        | 28.64            |
| 30.04.2009        | 275,000          |  | 07.04.2009        | 679,012.08          |  | 23.04.2009        | 53.29            |
| 31.05.2009        | 275,000          |  | 07.05.2009        | 652,907.68          |  | 23.05.2009        | 34.04            |
| 30.06.2009        | 275,000          |  | 07.06.2009        | 647,053.03          |  | 23.06.2009        | 33.87            |
| 31.07.2009        | 275,000          |  | 07.07.2009        | 567,488.17          |  | 23.07.2009        | 61.35            |
| 31.08.2009        | 275,000          |  | 07.08.2009        | 582,954.35          |  | 23.08.2009        | 52.61            |
| 30.09.2009        | 275,000          |  | 07.09.2009        | 540,817.87          |  | 23.09.2009        | 12.38            |
| 30.10.2009        | 275,000          |  | 07.10.2009        | 429,227.76          |  | 30.10.2009        | -112.92          |
| 30.11.2009        | 275,000          |  | 06.11.2009        | 440,793.10          |  | 30.11.2009        | 26.25            |
| 31.12.2009        | 275,000          |  | 07.12.2009        | 437,063.99          |  | 23.12.2009        | 18.73            |
| <b>total 2009</b> | <b>3,300,000</b> |  | <b>total 2009</b> | <b>7,090,450.63</b> |  | <b>total 2009</b> | <b>264.25</b>    |
| 29.01.2010        | 275,000          |  | 07.01.2010        | 485,593.41          |  | 25.01.2010.       | 10.00            |
| 26.02.2010        | 275,000          |  | 05.02.2010        | 482,437.33          |  | 23.02.2010        | 24.46            |
| 31.03.2010        | 275,000          |  | 05.03.2010        | 414,707.69          |  | 23.03.2010        | 19.00            |
| 30.04.2010        | 275,000          |  | 07.04.2010        | 382,273.00          |  | 23.04.2010        | 21.65            |
| 31.05.2010        | 275,000          |  | 07.05.2010        | 367,638.31          |  | 25.05.2010        | 43.94            |
| 30.06.2010        | 275,000          |  | 07.06.2010        | 352,858.83          |  | 23.06.2010        | 37.96            |
| 28.07.2010        | 275,000          |  | 07.07.2010        | 281,317.23          |  | 23.07.2010        | 14.71            |
| 31.08.2010        | 275,000          |  | 06.08.2010        | 288,854.11          |  | 24.08.2010        | 1.85             |
| 30.09.2010        | 275,000          |  | 07.09.2010        | 295,040.41          |  | 24.09.2010        | 7.81             |
| 31.10.2010        | 275,000          |  | 07.10.2010        | 302,572.13          |  | 25.10.2010        | 6.14             |
| 30.11.2010        | 275,000          |  | 05.11.2010        | 310,640.09          |  | 23.11.2010        | 13.17            |
| 31.12.2010        | 275,000          |  | 07.12.2010        | 297,356.17          |  | 23.12.2010        | 0.11             |

|                      |                   |  |                   |                      |  |                   |                   |
|----------------------|-------------------|--|-------------------|----------------------|--|-------------------|-------------------|
| <u>total 2010</u>    | <u>3.300,000</u>  |  | <u>total 2010</u> | <u>4,261,288.71</u>  |  | <u>total 2010</u> | <u>200.80</u>     |
| <u>total cum.</u>    | <u>8,525,000</u>  |  | <u>total cum.</u> | <u>24,808,847.25</u> |  | <u>total cum.</u> | <u>176,669.29</u> |
| 31.01.2011           | 275,000           |  | 07.01.2011        | 301,568.07           |  | 0                 | 0.00              |
| 28.02.2011           | 275,000           |  | 07.02.2011        | 299,581.27           |  | 23.02.2011        | 4.11              |
| 31.03.2011           | 275,000           |  | 07.03.2011        | 257,814.35           |  | 25.03.2011        | 7.80              |
| 30.04.2011           | 275,000           |  | 07.04.2011        | 239,234.33           |  | 23.04.2011        | 7.84              |
| 31.05.2011           | 275,000           |  | 06.05.2011        | 229,959.38           |  | 23.05.2011        | 9.12              |
| 30.06.2011           | 275,000           |  | 07.06.2011        | 242,776.21           |  | 23.06.2011        | 10.09             |
| 31.07.2011           | 275,000           |  | 07.07.2011        | 249,231.35           |  | 25.07.2011        | 10.21             |
| 31.08.2011           | 275,000           |  | 08.08.2011        | 255,774.39           |  | 23.08.2011        | 17.69             |
| 30.09.2011           | 275,000           |  | 07.09.2011        | 249,660.68           |  | 23.09.2011        | 11.92             |
| 31.10.2011           | 275,000           |  | 07.09.2011        | 229,705.13           |  | 24.10.2011        | 13.27             |
| 30.11.2011           | 275,000           |  | 07.11.2011        | 235,701.38           |  | 30.11.2011        | 16.10             |
| 31.12.2011           | 275,000           |  | 07.12.2011        | 234,655.65           |  | 29.12.2011        | 10.36             |
| <u>total 2011</u>    | <u>3,300,000</u>  |  |                   | <u>3,025,662.19</u>  |  |                   | <u>118.51</u>     |
| <u>Cumulat</u>       | <u>11,825,000</u> |  |                   | <u>27,834,509.44</u> |  |                   | <u>176,787.80</u> |
| 31.01.2012           | 275,000           |  | 09.01.2012        | 263,823.60           |  | 23.01.2012        | 16.33             |
| 29.02.2012           | 275,000           |  | 07.02.2012        | 261,936.26           |  | 23.02.2012        | 9.62              |
| 31.03.2012           | 275,000           |  | 07.03.2012        | 237,010.11           |  | 23.03.2012        | 12.22             |
| 30.04.2012           | 275,000           |  | 06.04.2012        | 230,628.66           |  | 24.04.2012        | 10.69             |
| 31.05.2012           | 275,000           |  | 07.05.2012        | 221,555.61           |  | 23.05.2012        | 12.00             |
| 30.06.2012           | 275,000           |  | 07.06.2012        | 218,643.73           |  | 28.06.2012        | 12.29             |
| 31.07.2012           | 275,000           |  | 06.07.2012        | 189,779.38           |  | 23.07.2012        | 14.86             |
| 31.08.2012           | 275,000           |  | 07.08.2012        | 194,641.11           |  | 23.08.2012        | 10.91             |
| 20.09.2012           | 275,000           |  | 07.09.2012        | 201,777.41           |  | 28.09.2012        | 43.23             |
| 30.10.2012           | 275,000           |  | 05.10.2012        | 213,996.71           |  | 24.10.2012        | -12.73            |
| 30.11.2012           | 275,000           |  | 29.11.2012        | 219,440.96           |  | 23.11.2012        | 10.27             |
| 31.12.2012           | 275,000           |  | 31.12.2012        | 213,398.17           |  | 23.12.2012        | 10.24             |
| <u>total 2012</u>    | <u>3,300,000</u>  |  |                   | <u>2,666,631.71</u>  |  |                   | <u>149.93</u>     |
| <u>Total cumulat</u> | <u>15,125,000</u> |  |                   | <u>30,501,141.15</u> |  |                   | <u>176,937.73</u> |
| 31.01.2013           | 275,000           |  | 31.01.2013        | 226,347.92           |  | 23.01.2013        | 20.00             |
| 28.02.2013           | 275,000           |  | 28.02.2013        | 224,576.61           |  | 23.02.2013        | 15.00             |
| 31.03.2013           | 275,000           |  | 29.03.2013        | 202,562.54           |  | 25.03.2013        | 23.00             |
| 30.04.2013           | 275,000           |  | 30.04.2013        | 209,256.86           |  | 23.04.2013        | 39.00             |
| 31.05.2013           | 275,000           |  | 31.05.2013        | 237,286.00           |  | 23.05.2013        | 28.00             |
| 30.06.2013           | 275,000           |  | 28.06.2013        | 209,415.76           |  | 23.06.2013        | 7.00              |
| 31.07.2013           | 275,000           |  | 31.07.2013        | 166,337.81           |  | 23.07.2013        | 25.00             |
| 31.08.2013           | 275,000           |  | 31.08.2013        | 170,472.56           |  | 23.08.2013        | 47.00             |
| 30.09.2013           | 275,000           |  | 30.09.2013        | 171,612.46           |  | 23.09.2013        | -6.00             |
| 31.10.2013           | 275,000           |  | 31.10.2013        | 170,678.98           |  | 23.10.2013        | 23.00             |
| 30.11.2013           | 275,000           |  | 29.11.2013        | 174,885.10           |  | 23.11.2013        | 23.00             |
| 31.12.2013           | 275,000           |  | 31.12.2013        | 154,897.66           |  | 23.12.2013        | 25.92             |
| <u>total 2013</u>    | <u>3,300,000</u>  |  |                   | <u>2,318,330.26</u>  |  |                   | <u>269.92</u>     |
| <u>Total cumulat</u> | <u>21,725,000</u> |  |                   | <u>32,819,471.41</u> |  |                   | <u>177,207.65</u> |
| 31.01.2014           | 275,000           |  | 31.01.2014        | 122,287.62           |  | 23.01.2014        | 16.00             |
| 28.02.2014           | 275,000           |  | 28.02.2014        | 121,231.47           |  | 23.02.2014        | 27.00             |
| 31.03.2014           | 275,000           |  | 31.03.2014        | 112,761.47           |  | 23.03.2014        | 25.00             |
| 30.04.2014           | 275,000           |  | 30.04.2014        | 140,752.92           |  | 23.04.2014        | 22.00             |

|                    |                   |  |            |                      |  |            |                   |  |
|--------------------|-------------------|--|------------|----------------------|--|------------|-------------------|--|
| 31.05.2014         | 275,000           |  | 30.05.2014 | 135,003.49           |  | 23.05.2014 | 22.00             |  |
| 30.06.2014         | 275,000           |  | 30.06.2014 | 135,364.76           |  | 23.06.2014 | 19.00             |  |
| 31.07.2014         | 275,000           |  | 31.07.2014 | 123,027.64           |  | 18.07.2014 | 20.00             |  |
| 31.08.2014         | 275,000           |  | 29.08.2014 | 125,971.84           |  | 23.08.2014 | 22.00             |  |
| 30.09.2014         | 275,000           |  | 30.09.2014 | 117,631.13           |  | 23.09.2014 | 21.00             |  |
| 31.10.2014         | 275,000           |  | 31.10.2014 | 95,928.39            |  | 23.10.2014 | 22.00             |  |
| 30.11.2014         | 275,000           |  | 30.11.2014 | 98,198.72            |  | 26.11.2014 | 58.00             |  |
| 31.12.2014         | 275,000           |  | 31.12.2014 | 93,491.94            |  | 29.12.2014 | 29.51             |  |
| total 2014         | <u>3,300,000</u>  |  |            | <u>1,421,651.39</u>  |  |            | <u>303.51</u>     |  |
| Total cumulat      | <u>21,725,000</u> |  |            | <u>34,241,122.80</u> |  |            | <u>177,511.16</u> |  |
| 31.01.2015         | 275,000           |  | 30.01.2015 | 93,884.46            |  | 23.01.2015 | 23.00             |  |
| 28.02.2015         | 275,000           |  | 27.02.2015 | 92,979.86            |  | 23.02.2015 | 22.00             |  |
| 31.03.2015         | 275,000           |  | 31.03.2015 | 80,576.17            |  | 23.03.2015 | 22.00             |  |
| 30.04.2015         | 275,000           |  | 30.04.2015 | 77,924.67            |  | 23.04.2015 | 21.00             |  |
| 31.05.2015         | 275,000           |  | 29.05.2015 | 74,661.93            |  | 23.05.2015 | 72.00             |  |
| 30.06.2015         | 275,000           |  | 30.06.2015 | 76,242.61            |  | 23.06.2015 | 21.00             |  |
| 31.07.2015         | 275,000           |  | 31.07.2015 | 72,717.30            |  | 23.07.2015 | 22.00             |  |
| total 2015         | <u>1,925,000</u>  |  |            | <u>568,987.00</u>    |  |            | <u>203.00</u>     |  |
| Total cumulat sold | <u>23,650,000</u> |  |            | <u>34,810,109.80</u> |  |            | <u>177,714.16</u> |  |

**18. Plati aflate la scadenta si neefectuate:**

| Rate de capital |          |         | Dobanzi     |          |         | Comisioane  |          |         |
|-----------------|----------|---------|-------------|----------|---------|-------------|----------|---------|
| Data scadentei  | Valoarea | Procent | Data platii | Valoarea | Procent | Data platii | Valoarea | Procent |
|                 |          |         |             |          |         |             |          |         |
|                 |          |         |             |          |         |             |          |         |

**19. Plati de ariarate:**

| Rate de capital |          |         | Dobanzi     |          |         | Comisioane  |          |         |
|-----------------|----------|---------|-------------|----------|---------|-------------|----------|---------|
| Data scadentei  | Valoarea | Procent | Data platii | Valoarea | Procent | Data platii | Valoarea | Procent |
|                 |          |         |             |          |         |             |          |         |
|                 |          |         |             |          |         |             |          |         |

20. Plăți aferente împrumutului garantat:

| Încasări comision la fondul de risc constituit de unitatea administrativ-teritorială |                                 | Plăți efectuate de unitatea administrativ-teritorială în calitate de garant |                                 | Sume recuperate de la beneficiarul de garanție |                                 | Data la care s-au efectuat 3 plăți succesive de către unitatea administrativ-teritorială, în calitate de garant |
|--|---------------------------------|---|---------------------------------|--|---------------------------------|---|
| Data încasării   | Valoare (în valuta de contract) | Data plății   | Valoare (în valuta de contract) | Data plății                                    | Valoare (în valuta de contract) |   |
| ...  | Valoare (în valuta de contract) | ...   | ...                             | ...  | ...                             | ...   |
| <b>Total cumulat</b>   | ...                             | <b>Total cumulat</b>  | ...                             | <b>Total cumulat</b>                           | ...                             | X   |

DATA 07.08.2015

Semnătura  
ordonatorului principal de credite,

PRIMAR  
Catalin CHERECHES



Semnătura  
directorului economic

DIRECTOR ECONOMIC  
Carmen POP

Intocmit

Maria BUDA

**SITUATIA**

**privind finantarea rambursabila contractata direct, fara garantia statului, sau garantata de unitatea administrativ-teritoriala la data de 31.07.2015**

1. Nr. si data semnare contract/acord: 74/04.11.2009
2. Data intrare in vigoare: 25.11.2009
3. Nr. si data semnare act(e) aditional(e) la contract/acord: - DM74A/07.12.2009;DM 74A/28.12.2009; DM 74C/2011; DM 74D /30.11.2011; DM 74E/ 19.12.2011; DM 74F /20.04.2012, DM 74G / 17.12.2012
4. Nr. si data semnare contract/acord de garantare: DM 74 / 04.11.2009
5. Data intrare in vigoare: 04.11.2009
6. Nr. si data semnare act(e) aditional(e) la contract/acord: -
7. Unitatea administrativ-teritoriala imprumutata/garanta: Municipiul Baia Mare
8. Adresa completa, telefon/fax, e-mail: Baia Mare, str. Gheorghe Sincai nr. 37, tel 0262-213824, fax 0262-213261, 0262-212332
9. Persoana imputernicita: CATALIN CHERECHES primar  
POP CARMEN director executiv
10. Garantat:
11. Finantator: Banca Comerciala Romana
12. Destinatia finantare rambursabila: Finantarea unor proiecte de investitii de interes public local
13. Valoare finantare (in valuta de contract): 49.622.465 - 38.143.946,72 = 11.478.518,28 lei
14. Durata finantare :  
- perioada de gratie: 24 luni, de la 04.11.2009 pana la 04.11.2011  
- perioada de rambursare :96 luni, de la 30.11.2011 pana la 30.11.2019
15. Trageri/Utilizari din finantare:

| Tragere           |                                    | Plati catre contractori |                               |
|-------------------|------------------------------------|-------------------------|-------------------------------|
| Data tragerii     | Suma trasa (in valuta de contract) | Data platii             | Suma platita (echivalent lei) |
| 07.12.2009        | 2,232,916.72                       | 09.12.2009              | 2,232,916.72                  |
| 18.12.2009        | 767,083.28                         | 21.12.2009              | 767,083.28                    |
| <b>total 2009</b> | <b>3,000,000.00</b>                |                         | <b>3,000,000.00</b>           |
| 21.05.2010        | 759,038.54                         | 26.05.2010              | 546,719.33                    |
|                   |                                    | 27.05.2010              | 212,319.21                    |
| 24.06.2010        | 1,418,804.86                       | 28.06.2010              | 1,418,804.86                  |
| 27.07.2010        | 2,490,948.56                       | 29.07.2010              | 2,490,948.56                  |
| 24.08.2010        | 1,078,596.48                       | 26.08.2010              | 1,078,596.48                  |
| <b>total 2010</b> | <b>5,747,388.44</b>                |                         | <b>5,747,388.44</b>           |
| 16.05.2012        | 692,403.57                         | 18.05.2012              | 692,403.57                    |
| 21.08.2012        | 531,020.52                         | 23.08.2012              | 531,020.52                    |
| 02.11.2012        | 1,130,170.75                       | 05.11.2012              | 1,130,170.75                  |
| <b>total 2012</b> | <b>2,353,594.84</b>                |                         | <b>2,353,594.84</b>           |
| <b>Total</b>      | <b>11,100,983.28</b>               |                         | <b>11,100,983.28</b>          |

16. Estimari trageri/utilizari din finantare:

| Perioada     | Estimare suma trasa-lei | Estimare suma platita (echivalent in lei) |
|--------------|-------------------------|---|
| Trim.        |                         |   |
| <b>Total</b> |                         |   |



## 17. Plati efectuate la scadenta:

| Rate de capital |                              |                         | Dobanzi     |                              |           | Comisioane  |                              |
|-----------------|------------------------------|-------------------------|-------------|------------------------------|-----------|-------------|------------------------------|
| Data scadentei  | Valoare ( de contract - lei) | % din valoare finantare | Data platii | Valoare ( de contract - lei) | % aplicat | Data platii | Valoare ( de contract - lei) |
|                 |                              |                         |             |                              |           | 30.11.2009  | 77.60                        |
|                 |                              |                         |             |                              |           | 18.12.2009  | 6,024.46                     |
|                 |                              |                         |             |                              |           | total 2009  | 6,102.06                     |
|                 |                              |                         | 15.01.2010  | 24,923.80                    |           | 23.01.2010  | 6.05                         |
|                 |                              |                         | 15.02.2010  | 36,425.00                    |           | 23.02.2010  | 2.00                         |
|                 |                              |                         | 15.03.2010  | 27,580.00                    |           | 23.03.2010  | 0.51                         |
|                 |                              |                         | 15.04.2010  | 26,117.50                    |           | 23.04.2010  | 1.00                         |
|                 |                              |                         | 14.05.2010  | 21,100.00                    |           | 23.05.2010  | 1,553.60                     |
|                 |                              |                         | 15.06.2010  | 26,519.77                    |           | 24.06.2010  | 2,833.13                     |
|                 |                              |                         | 15.07.2010  | 34,561.28                    |           | 28.07.2010  | 4,996.42                     |
|                 |                              |                         | 13.08.2010  | 50,016.55                    |           | 25.08.2010  | 2,179.71                     |
|                 |                              |                         | 07.09.2010  | 65,012.02                    |           | 23.09.2010  | 1.00                         |
|                 |                              |                         | 15.10.2010  | 72,530.43                    |           | 23.10.2010  | 5.00                         |
|                 |                              |                         | 15.11.2010  | 68,846.81                    |           | 23.11.2010  | 1.00                         |
|                 |                              |                         | 15.12.2010  | 59,992.50                    |           | 23.12.2010  | 1.00                         |
|                 |                              |                         | total 2010  | 513,625.66                   |           | total 2010  | 11,580.42                    |
|                 |                              |                         | total cum.  | 513,625.66                   |           |             | 17,682.48                    |
|                 |                              |                         | 07.01.2011  | 56,892.15                    |           |             | 0.00                         |
|                 |                              |                         | 17.01.2011  | 354.65                       |           |             | 0.00                         |
|                 |                              |                         | 15.02.2011  | 56,870.17                    |           | 23.02.2011  | 3.00                         |
|                 |                              |                         | 15.03.2011  | 54,904.44                    |           | 25.03.2011  | 2.35                         |
|                 |                              |                         | 15.04.2011  | 74,044.21                    |           | 23.04.2011  | 2.00                         |
|                 |                              |                         | 13.05.2011  | 57,878.55                    |           | 23.05.2011  | 2.00                         |
|                 |                              |                         | 15.06.2011  | 66,285.77                    |           | 23.06.2011  | 0.00                         |
|                 |                              |                         | 15.07.2011  | 61,669.09                    |           | 23.07.2011  | 1.00                         |
|                 |                              |                         | 16.08.2011  | 61,615.63                    |           | 23.08.2011  | 1.00                         |
|                 |                              |                         | 15.09.2011  | 60,335.11                    |           | 23.09.2011  | 1.00                         |
|                 |                              |                         | 15.10.2011  | 70,635.17                    |           | 23.10.2011  | 5.00                         |
|                 |                              |                         | 15.11.2011  | 72,914.34                    |           | 30.11.2011  | 3.00                         |
| 30.12.2011      | 91,118.63                    |                         | 15.12.2011  | 70,270.69                    |           | 29.12.2011  | 6.00                         |
| total 2011      | 91,118.63                    |                         | total 2011  | 764,669.97                   |           | total 2011  | 26.35                        |
| total cum.      | 91,118.63                    |                         | Total cum.  | 1,278,295.63                 |           | Total cum.  | 17,708.83                    |
| 30.01.2011      | 91,118.63                    |                         | 30.01.2012  | 74,446.10                    |           | 24.01.2012  | 11.00                        |
| 29.02.2012      | 91,118.63                    |                         | 29.02.2012  | 68,679.30                    |           | 23.02.2012  | 8.00                         |
| 30.03.2012      | 91,118.63                    |                         | 30.03.2012  | 59,591.59                    |           | 23.03.2012  | 7.00                         |
| 30.04.2012      | 91,118.63                    |                         | 30.04.2012  | 58,044.49                    |           | 23.04.2012  | 8.00                         |
| 30.05.2012      | 91,118.63                    |                         | 30.05.2012  | 56,145.17                    |           | 30.05.2012  | 1,414.10                     |
| 30.06.2012      | 91,118.63                    |                         | 29.06.2012  | 58,872.78                    |           | 23.06.2012  | 9.00                         |
| 30.07.2012      | 91,118.63                    |                         | 30.07.2012  | 65,119.57                    |           | 25.07.2012  | 10.00                        |
| 30.08.2012      | 91,118.63                    |                         | 30.08.2012  | 66,351.79                    |           | 24.08.2012  | 1,086.04                     |
| 28.09.2012      | 91,118.63                    |                         | 20.09.2012  | 67,775.05                    |           | 20.09.2012  | 1,102.04                     |
| 30.10.2012      | 91,118.63                    |                         | 30.10.2012  | 70,437.35                    |           | 24.10.2012  | -1,077.40                    |
| 30.11.2012      | 91,118.63                    |                         | 29.11.2012  | 70,088.57                    |           | 23.11.2012  | 2,289.34                     |
| 30.12.2012      | 119,137.62                   |                         | 30.12.2012  | 77,027.28                    |           | 27.12.2012  | 6.01                         |
| total 2012      | 1,121,442.55                 |                         |             | 792,579.04                   |           |             | 4,873.13                     |
| total cum.      | 1,212,561.18                 |                         | total cum.  | 2,070,874.67                 |           | total cum.  | 22,581.96                    |
| 30.01.2013      | 119,137.62                   |                         | 30.01.2013  | 84,646.15                    |           | 24.01.2013  | 10.00                        |
| 28.02.2013      | 119,137.62                   |                         | 28.02.2013  | 81,170.24                    |           | 28.02.2013  | 5.00                         |
| 30.13.2013      | 119,137.62                   |                         | 29.03.2013  | 72,152.72                    |           | 25.03.2013  | 12.00                        |

|                          |                     |  |                   |                     |  |                   |                  |
|--------------------------|---------------------|--|-------------------|---------------------|--|-------------------|------------------|
| 30.04.2013               | 119,137.62          |  | 30.04.2013        | 76,223.65           |  | 23.04.2013        | 16.00            |
| 30.05.2013               | 119,137.62          |  | 30.05.2013        | 68,594.67           |  | 23.05.2013        | 12.00            |
| 30.06.2013               | 119,137.62          |  | 28.06.2013        | 62,112.03           |  | 25.06.2013        | 28.00            |
| 30.07.2013               | 119,137.62          |  | 30.07.2013        | 59,215.87           |  | 23.07.2013        | 10.00            |
| 31.08.2013               | 119,137.62          |  | 31.08.2013        | 64,247.93           |  | 23.08.2013        | 23.00            |
| 30.09.2013               | 119,137.62          |  | 30.09.2013        | 62,478.01           |  | 23.09.2013        | 6.00             |
| 30.10.2013               | 119,137.62          |  | 30.10.2013        | 54,034.67           |  | 23.10.2013        | 12.00            |
| 30.11.2013               | 119,137.62          |  | 30.11.2013        | 49,606.52           |  | 23.11.2013        | 12.00            |
| 31.12.2013               | 119,137.62          |  | 31.12.2013        | 41,871.64           |  | 23.12.2013        | 21.01            |
| <b>total 2013</b>        | <b>1,429,651.44</b> |  |                   | <b>776,354.10</b>   |  |                   | <b>167.01</b>    |
| <b>total cum.</b>        | <b>2,642,212.62</b> |  | <b>total cum.</b> | <b>2,847,228.77</b> |  | <b>total cum.</b> | <b>22,748.97</b> |
| 31.01.2014               | 119,137.62          |  | 31.01.2014        | 40,164.73           |  | 23.01.2014        | 19.00            |
| 28.02.2014               | 119,137.62          |  | 28.02.2014        | 39,169.80           |  | 28.02.2014        | 8.00             |
| 30.03.2014               | 119,137.61          |  | 28.03.2014        | 45,576.00           |  | 23.03.2014        | 15.00            |
| 30.04.2014               | 119,137.62          |  | 30.04.2014        | 47,241.90           |  | 23.04.2014        | 10.00            |
| 30.05.2014               | 119,137.62          |  | 30.05.2014        | 38,665.02           |  | 23.05.2014        | 10.00            |
| 30.06.2014               | 119,137.62          |  | 30.06.2014        | 46,557.99           |  | 23.06.2014        | 13.00            |
| 30.07.2014               | 119,137.62          |  | 31.07.2014        | 37,658.24           |  | 18.07.2014        | 16.00            |
| 30.08.2014               | 119,137.62          |  | 29.08.2014        | 37,172.72           |  | 23.08.2014        | 10.00            |
| 30.09.2014               | 119,137.62          |  | 30.09.2014        | 36,337.90           |  | 23.09.2014        | 11.00            |
| 30.10.2014               | 119,137.62          |  | 30.10.2014        | 35,007.93           |  | 23.10.2014        | 10.00            |
| 30.11.2014               | 119,137.62          |  | 28.11.2014        | 42,698.92           |  | 26.11.2004        | 29.00            |
| 30.12.2014               | 119,137.62          |  | 30.12.2014        | 30,445.85           |  | 29.12.2014        | 12.50            |
| <b>total 2014</b>        | <b>1,429,651.43</b> |  |                   | <b>476,697.00</b>   |  |                   | <b>163.50</b>    |
| <b>total cum.</b>        | <b>4,071,864.05</b> |  |                   | <b>3,323,925.77</b> |  |                   | <b>22,912.47</b> |
| 30.01.2015               | 119,137.62          |  | 30.01.2015        | 26,808.88           |  | 23.01.2015        | 13.00            |
| 28.02.2015               | 119,137.62          |  | 27.02.2015        | 26,663.89           |  | 23.02.2015        | 10.00            |
| 30.03.2015               | 119,137.62          |  | 30.03.2015        | 22,505.00           |  | 23.03.2015        | 10.00            |
| 30.04.2015               | 119,137.62          |  | 30.04.2015        | 24,999.70           |  | 23.04.2015        | 11.00            |
| 30.05.2015               | 119,137.62          |  | 29.05.2015        | 27,893.36           |  | 23.05.2015        | 11.00            |
| 30.06.2015               | 119,137.62          |  | 30.06.2015        | 28,630.22           |  | 23.06.2015        | 11.00            |
| 30.07.2015               | 119,137.62          |  | 30.07.2015        | 24,539.11           |  | 23.07.2015        | 10.00            |
| <b>total 2015</b>        | <b>833,963.34</b>   |  |                   | <b>182,040.16</b>   |  |                   | <b>76.00</b>     |
| <b>total cum.</b>        | <b>4,905,827.39</b> |  |                   | <b>3,505,965.93</b> |  |                   | <b>22,988.47</b> |
| <b>Rest de restituit</b> | <b>6,195,155.89</b> |  |                   |                     |  |                   |                  |

18. Plati aflate la scadenta si neefectuate:

| Rate de capital |          | Dobanzi |             |          | Comisioane |             |          |
|-----------------|----------|---------|-------------|----------|------------|-------------|----------|
| Data scadentei  | Valoarea | Procent | Data platii | Valoarea | Procent    | Data platii | Valoarea |
|                 |          |         |             |          |            |             |          |
|                 |          |         |             |          |            |             |          |

19. Plati de arierate:

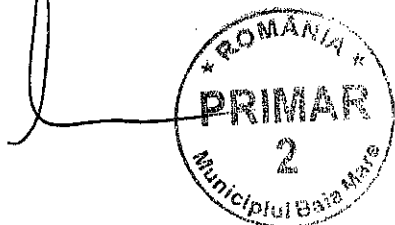
| Rate de capital |          | Dobanzi |      |          | Comisioane |             |          |
|-----------------|----------|---------|------|----------|------------|-------------|----------|
| Data            | Valoarea | Procent | Data | Valoarea | Procent    | Data platii | Valoarea |
|                 |          |         |      |          |            |             |          |
|                 |          |         |      |          |            |             |          |

20 Plăți aferente împrumutului garantat:

| Incasari comision la fondul de risc constituit de unitatea administrativ-teritoriala |                                  | Plati efectuate de unitatea adm-teritoriala in calitate de garant |                                  | Sume recuperate de la beneficiarul de garanție |                                  | Data la care s-au efectuat 3 plăți succesive de către unitatea administrativ-teritorială, în calitate de garant |
|--|----------------------------------|---|----------------------------------|--|----------------------------------|---|
| Data încasării   | Valoarea (in valuta de contract) | Data platii   | Valoarea (in valuta de contract) | Data platii                                    | Valoarea (in valuta de contract) |   |
|  |                                  |   |                                  |  |                                  |   |
|  |                                  |   |                                  |  |                                  |   |
| ...  |                                  |   |                                  |  |                                  |   |
| ...  |                                  |   |                                  |  |                                  |   |
| <b>Total cumulat</b>   |                                  | <b>Total cumulat</b>  |                                  | <b>Total cumulat</b>                           |                                  | <b>X</b>  |

Data 07.08.2015

PRIMAR  
Catalin CHERECHES



Semnătura  
directorului economic / contabilului,

DIRECTOR ECONOMIC  
Carmen POP

INTOCMIT  
MARIA BUDA

### SITUATIA

privind finantarea rambursabila contractata direct, fara garantia statului  
sau garantata de unitatea administrativ-teritoriala la data de 31. 07. 2015

1. Nr. si data semnare contract/acord : RQ13075125635943/ 29.07.2013
2. Data intrare in vigoare : 29.07.2013
3. Nr. si data semnare act(e) aditional(e) la contract/acord:
4. Nr. si data semnare contract/acord de garantare : 1089/29.07.2013, 2114/29.07.2013
5. Data intrare in vigoare : 29.07.2013
6. Nr. si data semnare act(e) aditional(e) la contract/acord: -
7. Unitate administrativ-teritoriala imprumutat/garanta...MUNICIPIUL BAIA MARE
8. Adresa completa, telefon/fax, e-mail : Baia Mare, str. Gh. Sincai nr. 37, tel. 211001
9. Persoana imputernicita CATALIN CHERECHES - primar si  
CARMEN POP director general economic
10. Garantat MUNICIPIUL BAIA MARE
11. Finantator : ....CEC Bank SA
12. Destinatie rambursabila : FINANTAREA INVESTITIILOR PUBLICE DE INTERES LOCAL
13. Valoarea finantare( in valuta de contract )...96.400.000 LEI RON
14. Durata finantare ( in luni , de la-pana la ) : 29.07.2013 - 28.07.2028....., din care :
  - perioada de gratie .....24 LUNI 06.08.2013 - 06.08.2015
  - perioada de rambursare 28.08.2015 - 28.07.2028

15. Trageri/ utilizari din finantare:

| Tragere           |                                       | Plati catre contractori |                      |
|-------------------|---------------------------------------|-------------------------|----------------------|
| Data tragerii     | Suma trasa<br>(in valuta de contract) | Data platii             | Suma platita (lei)   |
| 06.08.2013        | 1,847,242.17                          | 07.08.2013              | 1,847,242.17         |
| 23.08.2013        | 823,317.12                            | 26.08.2013              | 823,317.12           |
| 07.10.2013        | 3,089,755.69                          | 08.10.2013              | 3,089,755.69         |
| 05.11.2013        | 2,399,234.10                          | 06.11.2013              | 2,399,234.10         |
| 13.11.2013        | 6,669,221.39                          | 14.11.2013              | 6,669,221.39         |
| 05.12.2013        | 465,881.45                            | 06.12.2013              | 465,881.45           |
| 12.12.2013        | 2,024,043.95                          | 12.12.2013              | 2,024,043.95         |
| <b>total 2013</b> | <b>17,318,695.87</b>                  |                         | <b>17,318,695.87</b> |
| 20.01.2014        | 1,187,441.24                          | 21.01.2014              | 1,187,441.24         |
| 13.02.2014        | 254,783.03                            | 14.02.2014              | 254,783.03           |
| 20.02.2014        | 862,417.80                            | 21.02.2014              | 862,417.80           |
| 20.03.2014        | 2,859,363.16                          | 20.03.2014              | 2,859,363.16         |
| 18.04.2014        | 1,389,317.87                          | 18.04.2014              | 1,389,317.87         |
| 19.05.2014        | 905,130.64                            | 20.05.2014              | 905,130.64           |
| 23.05.2014        | 282,479.82                            | 26.05.2014              | 282,479.82           |
| 27.05.2014        | 2,739,598.38                          | 28.05.2014              | 2,739,598.38         |
| 23.06.2014        | 601,793.67                            | 24.06.2014              | 601,793.67           |
| 25.06.2014        | 521,291.98                            | 26.06.2014              | 521,291.98           |
| 10.07.2014        | 276,278.38                            | 11.07.2014              | 276,278.38           |
| 22.07.2014        | 1,431,254.51                          | 23.07.2014              | 1,431,254.51         |
| 21.08.2014        | 749,398.18                            | 22.08.2014              | 749,398.18           |
| 26.08.2014        | 409,102.21                            | 27.08.2014              | 409,102.21           |
| 04.09.2014        | 1,372,138.81                          | 05.09.2014              | 1,372,138.81         |
| 11.09.2014        | 4,025,983.17                          | 12.09.2014              | 4,025,983.17         |

|                   |                      |            |                      |
|-------------------|----------------------|------------|----------------------|
| 02.10.2014        | 660,138.66           | 03.10.2014 | 660,138.66           |
| 13.10.2014        | 483,826.50           | 14.10.2014 | 483,826.50           |
| 27.10.2014        | 751,173.05           | 28.10.2014 | 751,173.05           |
| 14.11.2014        | 904,623.49           | 17.11.2014 | 904,623.49           |
| 25.11.2014        | 283,707.18           | 26.11.2014 | 283,707.18           |
| 12.12.2014        | 1,607,440.27         | 12.12.2014 | 1,607,440.27         |
| <b>Total 2014</b> | <b>24,558,682.00</b> |            | <b>24,558,682.00</b> |
| <b>Cumulat</b>    | <b>41,877,377.87</b> |            | <b>41,877,377.87</b> |
| 12.01.2015        | 1,225,133.71         | 12.01.2015 | 1,225,133.71         |
| 14.01.2015        | 2,701,899.75         | 15.01.2015 | 2,701,899.75         |
| 02.02.2015        | 955,413.35           | 03.02.2015 | 955,413.35           |
| 16.03.2015        | 985,411.42           | 17.03.2015 | 985,411.42           |
| 14.04.2015        | 681,588.80           | 15.04.2015 | 681,588.80           |
| 05.05.2015        | 983,186.05           | 06.05.2015 | 983,186.05           |
| 04.06.2015        | 1,064,490.62         | 05.06.2015 | 1,064,490.62         |
| 12.06.2015        | 376,247.22           | 15.06.2015 | 376,247.22           |
| 16.07.2015        | 1,306,051.54         | 13.07.2015 | 1,306,051.54         |
| 15.07.2015        | 1,004,162.44         | 16.07.2015 | 1,004,162.44         |
| 16.07.2015        | 549,810.11           | 21.07.2015 | 549,810.11           |
| <b>total 2015</b> | <b>11,833,395.01</b> |            | <b>11,833,395.01</b> |
| <b>CUMULAT</b>    | <b>53,710,772.88</b> |            | <b>53,710,772.88</b> |

**16. Estimari trageri/utilizari din finantare:**

| Perioada     | Estimare suma trasa (in valuta de contract) | Estimare suma platita (lei) |
|--------------|---|-----------------------------|
| TR. I 2015   | 5,867,858.23                                |                             |
| TR. II 2015  | 3,105,512.69                                |                             |
| TR. III 2015 | 24,397,629.08                               |                             |
| TR. IV 2015  | 2,664,000.00                                |                             |
| <b>Total</b> | <b>36,035,000.00</b>                        |                             |

**17. Plati efectuate la scadenta ( cumulata ):**

| Rate de capital   |         |         | Dobanzi    |                   |         | Comisioane |               |         |
|-------------------|---------|---------|------------|-------------------|---------|------------|---------------|---------|
| Data              | Valoare | Procent | Data       | Valoarea          | Procent | Data       | Valoarea      | Procent |
|                   |         |         |            |                   |         | 25.07.2013 | 1.50          |         |
|                   |         |         |            |                   |         | 29.07.2013 | 53.00         |         |
|                   |         |         |            |                   |         | 31.07.2013 | 9.00          |         |
|                   |         |         |            |                   |         | 06.08.2013 | 15.00         |         |
|                   |         |         |            |                   |         | 22.08.2013 | 3.50          |         |
|                   |         |         |            |                   |         | 23.08.2013 | 15.00         |         |
|                   |         |         |            |                   |         | 27.08.2013 | 3.50          |         |
|                   |         |         | 29.08.2013 | 11,350.60         |         | 29.08.2013 | 9.00          |         |
|                   |         |         | 29.09.2013 | 22,350.35         |         | 20.09.2013 | 12.50         |         |
|                   |         |         | 28.10.2013 | 35,419.46         |         | 31.10.2013 | 27.5          |         |
|                   |         |         | 28.11.2013 | 84,652.97         |         | 30.11.2013 | 44.5          |         |
|                   |         |         | 30.12.2013 | 132,537.29        |         | 31.12.2013 | 55.00         |         |
| <b>total 2013</b> |         |         |            | <b>286,310.67</b> |         |            | <b>249.00</b> |         |

|                   |  |  |            |                     |  |            |                 |  |
|-------------------|--|--|------------|---------------------|--|------------|-----------------|--|
|                   |  |  | 28.01.2014 | 106,430.97          |  | 31.01.2014 | 29.50           |  |
|                   |  |  | 28.02.2014 | 117,369.28          |  | 28.02.2014 | 44.50           |  |
|                   |  |  | 28.03.2014 | 114,942.61          |  | 31.03.2014 | 29.50           |  |
|                   |  |  | 28.04.2014 | 143,042.78          |  | 30.04.2014 | 29.50           |  |
|                   |  |  | 28.05.2014 | 146,298.80          |  | 31.05.2014 | 74.50           |  |
|                   |  |  | 30.06.2014 | 185,608.87          |  | 30.06.2014 | 59.50           |  |
|                   |  |  | 30.07.2014 | 161,170.21          |  | 28.07.2014 | 44.50           |  |
|                   |  |  | 28.08.2014 | 186,870.79          |  | 31.08.2014 | 44.50           |  |
|                   |  |  | 29.09.2014 | 219,804.10          |  | 30.09.2014 | 44.50           |  |
|                   |  |  | 30.10.2014 | 215,811.15          |  | 27.10.2014 | 50.50           |  |
|                   |  |  | 28.11.2014 | 239,564.48          |  | 28.11.2014 | 53.50           |  |
|                   |  |  | 29.12.2014 | 249,783.50          |  | 31.12.2014 | 36.50           |  |
| <b>total 2014</b> |  |  |            | <b>2,086,697.54</b> |  |            | <b>541.00</b>   |  |
| <b>total cum.</b> |  |  |            | <b>2,373,008.21</b> |  |            | <b>790.00</b>   |  |
|                   |  |  | 28.01.2015 | 236,782.46          |  | 31.01.2015 | 44.50           |  |
|                   |  |  | 0          | 0.00                |  | 28.02.2015 | 29.50           |  |
|                   |  |  | 02.03.2015 | 270,483.92          |  |            |                 |  |
|                   |  |  | 31.03.2015 | 232,639.96          |  | 31.03.2015 | 29.50           |  |
|                   |  |  | 28.04.2015 | 245,138.76          |  | 28.04.2015 | 29.50           |  |
|                   |  |  | 28.05.2015 | 259,427.67          |  | 31.05.2015 | 29.50           |  |
|                   |  |  | 29.06.2015 | 283,817.65          |  | 29.06.2015 | 53.00           |  |
|                   |  |  | 31.07.2015 | 248,039.18          |  | 31.07.2015 | 71.00           |  |
| <b>total 2015</b> |  |  |            | <b>1,776,329.60</b> |  |            | <b>286.50</b>   |  |
| <b>total cum.</b> |  |  |            | <b>4,149,337.81</b> |  |            | <b>1,076.50</b> |  |

**18. Plati aflate la scadenta si neefectuate:**

| Rate de capital |          |         | Dobanzi     |          |         | Comisioane  |          |         |
|-----------------|----------|---------|-------------|----------|---------|-------------|----------|---------|
| Data scadentei  | Valoarea | Procent | Data platii | Valoarea | Procent | Data platii | Valoarea | Procent |
|                 |          |         |             |          |         |             |          |         |

**19. Plati de arierate:**


| Rate de capital |          |         | Dobanzi     |          |         | Comisioane  |          |         |
|-----------------|----------|---------|-------------|----------|---------|-------------|----------|---------|
| Data scadentei  | Valoarea | Procent | Data platii | Valoarea | Procent | Data platii | Valoarea | Procent |
|                 |          |         |             |          |         |             |          |         |
|                 |          |         |             |          |         |             |          |         |
|                 |          |         |             |          |         |             |          |         |

20. Plăți aferente împrumutului garantat:

| Încasări comision la fondul de risc constituit de unitatea administrativ-teritorială |                                 | Plăți efectuate de unitatea administrativ-teritorială în calitate de garant |                                 | Sume recuperate de la beneficiarul de garanție |                                 | Data la care s-au efectuat 3 plăți succesive de către unitatea administrativ-teritorială, în calitate de garant |
|--|---------------------------------|---|---------------------------------|--|---------------------------------|---|
| Data încasării   | Valoare (în valuta de contract) | Data plății   | Valoare (în valuta de contract) | Data plății                                    | Valoare (în valuta de contract) |   |
| ...  | ...                             | ...   | ...                             | ...  | ...                             | ...   |
| ...  | ...                             | ...   | ...                             | ...  | ...                             | ...   |
| <b>Total cumulat</b>   | ...                             | <b>Total cumulat</b>  | ...                             | <b>Total cumulat</b>                           | ...                             | X   |

DATA 07.08.2015

Semnătura  
ordonatorului principal de credite,  
**PRIMAR**  
Catalin CHERECHES



Semnătura  
directorului economic  
**DIRECTOR ECONOMIC**  
Carmen POP

INTOCMIT

Maria BUDA

**SITUATIA**

**privind finantarea rambursabila contractata direct, fara garantia statului, sau  
garantata de unitatea administrativ-teritoriala  
la 31.07.2015**

1. Nr. si data semnare contract/acord: 333/25.07.2007
2. Data intrare in vigoare: 25.07.2007
3. Nr. si data semnare act(e) aditional(e) la contract/acord: -
4. Nr. si data semnare contract/acord de garantare: 333/25.07.2007
5. Data intrare in vigoare: 25.07.2007
6. Nr. si data semnare act(e) aditional(e) la contract/acord: -
7. Unitatea administrativ-teritoriala imprumutata/garanta: Municipiul Baia Mare
8. Adresa completa, telefon/fax, e-mail: Baia Mare, str. Gheorghe Sincai nr. 37, tel 0262-213824, fax 0262-213261, 0262-212332
9. Persoana imputernicita: CATALIN CHERECHES primar
10. Garantat: SC VITAL SA Baia Mare
11. Finantator: BEI (Banca Europeana de Investitii)
12. Destinatia finantare rambursabila: Reabilitarea si modernizarea serviciilor de apa si canalizare in municipiul Baia Mare - Masura ISPA 2004/RO/16/P/PE/004
13. Valoare finantare (in valuta de contract): 11.948.700 euro
14. Valoare credit consumat 11.519.142,87 euro
14. Durata finantare : 285 luni, de la 25.07.2007 pana la 5.05.2031
  - perioada de gratie: 63 luni, de la 25.07.2007 pana la 4.11.2012
  - perioada de rambursare : 222 luni, de la 5.11.2012 pana la 5.05.2031

15. Trageri/Utilizari din finantare:

| Tragere       |   | Plati catre contractori |                               |
|---------------|---|-------------------------|-------------------------------|
| Data tragerii | Suma trasa (in valuta de contract-euro) | Data platii             | Suma platita (echivalent lei) |
| 14.08.2008    | 2,493,764.79                            | 14.08.2008              | 483,185.33                    |
|               |   | 25.08.2008              | 619,859.50                    |
|               |   | 27.10.2008              | 786,931.37                    |
|               |   | 04.12.2008              | 657,995.44                    |
|               |   | 04.12.2008              | 866,914.02                    |
|               |   | 27.01.2009              | 764,875.98                    |
|               |   | 04.02.2009              | 1,184,511.25                  |
|               |   | 17.02.2009              | 1,321,449.42                  |
|               |   | 17.02.2009              | 1,726,224.76                  |
|               |   | 05.03.2009              | 673,531.55                    |
|               |   | 03.04.2009              | 679,029.18                    |
| 19.08.2009    | 6,106,224.02                            | 19.05.2009              | 328,301.93                    |
|               |   | 02.06.2009              | 885,999.89                    |
|               |   | 09.07.2009              | 642,550.37                    |
|               |   | 27.08.2009              | 4,249,620.34                  |
|               |   | 08.09.2009              | 1,766,103.55                  |
|               |   | 05.10.2009              | 1,761,929.10                  |
|               |   | 16.10.2009              | 1,269,786.03                  |
|               |   | 26.11.2009              | 1,198,027.29                  |
|               |   | 15.12.2009              | 1,831,596.34                  |
|               |   | 08.01.2010              | 1,760,170.19                  |
|               |   | 01.03.2010              | 2,457,625.63                  |
|               |   | 30.03.2010              | 2,845,706.68                  |
|               |   | 06.04.2010              | 899,964.10                    |
| 16.06.2010    | 4,068,569.44                            |                         |                               |
| 29.09.2010    | 3,348,711.19                            | 16.07.2010              | 740,909.43                    |
|               |   | 01.09.2010              | 864,904.99                    |
|               |   | 22.09.2010              | 2,338,146.90                  |



|                      |                      |                      |                      |
|----------------------|----------------------|----------------------|----------------------|
|                      |                      | 08.10.2010           | 1,227,073.08         |
|                      |                      | 23.11.2010           | 1,443,505.55         |
|                      |                      | 10.12.2010           | 4,257,262.09         |
|                      |                      | 21.11.2011           | 1,656,414.39         |
| <b>Total cumulat</b> | <b>11,948,700.00</b> | <b>Total cumulat</b> | <b>48,258,675.11</b> |

Nota: Datele sint conforme cu inregistrarile contabile, cu controalele efectuate si raportarile catre Comisia Europeana.

16. Estimari trageri/utilizari din finantare:

| Perioada     | Estimare suma trasa<br>(in valuta de contract - | Estimare suma platita<br>(echivalent in lei) |
|--------------|---|--|
|              | 0.00  |  |
| <b>Total</b> | <b>0.00</b>                                     |  |

17. Plati efectuate la scadenta:

| Rate de capital      |  |                         | Dobanzi              |  |           | Comisioane           |  |           |
|----------------------|--|-------------------------|----------------------|--|-----------|----------------------|--|-----------|
| Data scadentei       | Valoare (in valuta de contract - euro) | % din valoare finantare | Data platii          | Valoare (in valuta de contract - euro) | % aplicat | Data platii          | Valoare (in valuta de contract - euro) | % aplicat |
|                      |  |                         | 05.11.2008           | 30,982.60                              | 3.0680%   |                      |  |           |
|                      |  |                         | 04.05.2009           | 61,284.27                              | 3.0680%   |                      |  |           |
|                      |  |                         | 05.11.2009           | 129,123.86                             | 3.0680%   |                      |  |           |
|                      |  |                         | 05.05.2010           | 196,109.70                             | 3.0680%   |                      |  |           |
|                      |  |                         | 05.11.2010           | 209,237.39                             | 3.0680%   |                      |  |           |
|                      |  |                         | 05.05.2011           | 247,478.93                             | 3.0680%   |                      |  |           |
|                      |  |                         | 04.11.2011           | 247,478.93                             | 3.0680%   |                      |  |           |
|                      |  |                         | 04.05.2012           | 247,478.93                             | 3.0680%   |                      |  |           |
| 05.11.2012           | 314,439.48                             | 2.63%                   | 05.11.2012           | 247,478.93                             | 3.0680%   |                      |  |           |
| 30.04.2013           | 314,439.48                             | 2.63%                   | 30.04.2013           | 240,966.33                             | 3.0680%   |                      |  |           |
| 05.11.2013           | 314,439.48                             | 2.63%                   | 05.11.2013           | 234,453.71                             | 3.0680%   |                      |  |           |
| 30.04.2014           | 314,439.48                             | 2.63%                   | 30.04.2014           | 227,941.11                             | 3.0680%   |                      |  |           |
| 05.11.2014           | 314,439.48                             | 2.63%                   | 05.11.2014           | 221,428.51                             | 3.0680%   |                      |  |           |
| 30.04.2015           | 314,439.48                             | 2.63%                   | 30.04.2015           | 214,915.91                             | 3.0680%   |                      |  |           |
| <b>Total cumulat</b> | <b>1,886,636.88</b>                    | <b>-</b>                | <b>Total cumulat</b> | <b>2,756,359.11</b>                    | <b>-</b>  | <b>Total cumulat</b> | <b>-</b>                               | <b>-</b>  |

18. Plati aflate la scadenta si neefectuate:

| Rate de capital      |  |                         | Dobanzi              |  |           | Comisioane           |  |           |
|----------------------|--|-------------------------|----------------------|--|-----------|----------------------|--|-----------|
| Data scadentei       | Valoare (in valuta de contract - euro) | % din valoare finantare | Data platii          | Valoare (in valuta de contract - euro) | % aplicat | Data platii          | Valoare (in valuta de contract - euro) | % aplicat |
| -                    | -                                      | -                       | -                    | -                                      | -         | -                    | -                                      | -         |
| -                    | -                                      | -                       | -                    | -                                      | -         | -                    | -                                      | -         |
| <b>Total cumulat</b> | <b>-</b>                               | <b>-</b>                | <b>Total cumulat</b> | <b>-</b>                               | <b>-</b>  | <b>Total cumulat</b> | <b>-</b>                               | <b>-</b>  |

19. Plati de arierate:

| Rate de capital      |  |                         | Dobanzi              |  |           | Comisioane           |  |           |
|----------------------|--|-------------------------|----------------------|--|-----------|----------------------|--|-----------|
| Data scadentei       | Valoare (in valuta de contract - euro) | % din valoare finantare | Data platii          | Valoare (in valuta de contract - euro) | % aplicat | Data platii          | Valoare (in valuta de contract - euro) | % aplicat |
| -                    | -                                      | -                       | -                    | -                                      | -         | -                    | -                                      | -         |
| -                    | -                                      | -                       | -                    | -                                      | -         | -                    | -                                      | -         |
| <b>Total cumulat</b> | <b>-</b>                               | <b>-</b>                | <b>Total cumulat</b> | <b>-</b>                               | <b>-</b>  | <b>Total cumulat</b> | <b>-</b>                               | <b>-</b>  |


20. Plăți aferente împrumutului garantat:

| Încasări comision la fondul de risc constituit de unitatea administrativ-teritorială |                                 | Plăți efectuate de unitatea administrativ-teritorială în calitate de garant |                                 | Sume recuperate de la beneficiarul de garanție |                                 | Data la care s-au efectuat 3 plăți succesive de către unitatea administrativ-teritorială, în calitate de garant |
|--|---------------------------------|---|---------------------------------|--|---------------------------------|---|
| Data încasării   | Valoare (în valuta de contract) | Data plății   | Valoare (în valuta de contract) | Data plății                                    | Valoare (în valuta de contract) |   |
| ...  | ...                             | ...   | ...                             | ...  | ...                             | ...   |
| ...  | ...                             | ...   | ...                             | ...  | ...                             | ...   |
| ...  | ...                             | ...   | ...                             | ...  | ...                             | ...   |
| <b>Total cumulat</b>   | ...                             | <b>Total cumulat</b>  | ...                             | <b>Total cumulat</b>                           | ...                             | X   |

Data 07.08.2015

Semnătura  
ordonatorului principal de credite,

PRIMAR  
Catalin CHERECHES



Semnătura  
directorului economic

DIRECTOR ECONOMIC  
Carmen POP

INTOCMIT  
Maria BUDA